


STATEMENT OF APPROVED BUDGET, UTILIZATIONS, DISBURSEMENTS AND BALANCES
(For Off-Budgetary Funds)
As at the Quarter Ending September 30, 2022

Department : State Universities and Colleges (SUCs)
 Agency/Entity : Negros Oriental State University
 Operating Unit : < not applicable >
 Organization Code (UACS) : 08 072 0000000
 Fund Cluster : 05 Internally Generated Funds
 (e.g. UACS Fund Cluster: 05-Internally Generated Funds and 06-Business Related Funds)


Particulars	UACS CODE	Approved Budget			Utilizations					Disbursements					Balances		
		Approved Budgeted Revenue	Adjustments (Reductions, Modifications/ Augmentations)	Adjusted Budgeted Revenue	1st Quarter Ending March 31	2nd Quarter Ending June 30	3rd Quarter Ending September 30	4th Quarter Ending December 31	TOTAL	1st Quarter Ending March 31	2nd Quarter Ending June 30	3rd Quarter Ending September 30	4th Quarter Ending December 31	TOTAL	Unutilized Budget	Unpaid Obligations (10-15)=(17+18)	
																Due and Demandable	Not Yet Due and Demandable
1	2	3	4	5=[(3+(-)4)]	6	7	8	9	10=(6+7+8+9)	11	12	13	14	15=(11+12+13+14)	16=(5-10)	17	18
OO - Community engagement increased	33000000000000	52,033,181.83	0.00	52,033,181.83	54,605.00	534,808.88	541,997.25	0.00	1,131,411.13	7,125.00	203,019.48	143,110.00	0.00	353,254.48	50,901,770.70	150,119.25	628,037.40
TECHNICAL ADVISORY EXTENSION PROGRAM	33010000000000	52,033,181.83	0.00	52,033,181.83	54,605.00	534,808.88	541,997.25	0.00	1,131,411.13	7,125.00	203,019.48	143,110.00	0.00	353,254.48	50,901,770.70	150,119.25	628,037.40
Provision of Extension Services	330100100001000	52,033,181.83	0.00	52,033,181.83	54,605.00	534,808.88	541,997.25	0.00	1,131,411.13	7,125.00	203,019.48	143,110.00	0.00	353,254.48	50,901,770.70	150,119.25	628,037.40
PS		2,373,523.45	0.00	2,373,523.45	0.00	0.00	24,115.25	0.00	24,115.25	0.00	0.00	0.00	0.00	0.00	2,349,408.20	24,115.25	0.00
MOOE		45,545,098.38	(213,803.00)	45,331,295.38	54,605.00	534,808.88	317,666.90	0.00	907,079.88	7,125.00	203,019.48	126,270.00	0.00	336,414.48	44,424,215.50	126,004.00	444,661.40
CO		4,114,560.00	213,803.00	4,328,363.00	0.00	0.00	200,216.90	0.00	200,216.90	0.00	0.00	16,840.00	0.00	16,840.00	4,128,147.00	0.00	183,376.00
Sub-Total, Operations		694,899,465.04	9,358,309.14	704,257,774.18	13,896,539.07	89,591,937.80	21,729,068.53	0.00	125,217,545.40	2,187,452.74	20,287,210.88	26,412,892.74	0.00	48,887,556.36	579,040,228.78	2,410,936.91	73,919,052.13
PS		110,153,824.22	147,369.19	110,301,193.41	881,252.37	12,382,044.99	2,007,122.37	0.00	15,270,419.73	880,042.37	11,698,271.86	16,19,452.12	0.00	14,197,766.35	95,030,773.68	1,072,653.38	0.00
MOOE		348,355,188.67	(6,992,480.95)	341,362,707.72	1,916,183.40	8,272,008.16	6,175,979.74	0.00	16,364,171.30	1,227,410.37	2,964,368.04	4,960,396.72	0.00	9,152,175.13	324,988,536.42	1,051,913.53	6,160,082.64
FinEx (if Applicable)		0.00	0.00	0.00	0.00	0.00	0.00	0.00	0.00	0.00	0.00	0.00	0.00	0.00	0.00	0.00	0.00
CO		236,390,452.15	16,203,420.90	252,593,873.05	11,099,103.30	68,937,884.65	13,545,966.42	0.00	93,582,954.37	80,000.00	5,624,570.98	198,33,043.90	0.00	25,537,614.88	159,010,918.68	286,370.00	67,758,969.49
GRAND TOTAL		1,377,550,016.29	1,938,380.00	1,379,488,396.29	25,586,648.10	127,243,245.88	41,551,653.04	0.00	194,381,547.02	9,212,899.38	37,334,975.62	46,459,611.09	0.00	93,007,486.09	1,185,106,849.27	4,255,562.70	97,118,498.23
PS		124,357,284.82	416,853.81	124,774,138.63	1,377,288.35	13,358,741.40	2,371,903.19	0.00	17,107,932.91	1,370,073.35	12,624,498.62	1,961,424.32	0.00	15,956,001.29	107,666,205.72	1,151,931.62	0.00
MOOE		829,923,415.95	(8,100,557.18)	821,822,858.77	9,095,612.82	23,557,753.61	18,670,765.85	0.00	51,324,132.28	7,762,821.03	10,823,389.27	15,352,801.81	0.00	34,438,992.11	770,498,726.49	2,758,561.08	14,126,579.09
FinEx (if Applicable)		0.00	0.00	0.00	0.00	0.00	0.00	0.00	0.00	0.00	0.00	0.00	0.00	0.00	0.00	0.00	0.00
CO		423,269,315.52	9,622,083.37	432,891,398.89	15,113,746.93	90,326,750.87	20,508,984.03	0.00	125,949,481.83	80,000.00	13,887,107.73	28,145,384.96	0.00	42,612,492.69	306,941,917.06	345,070.00	82,991,919.14

This report was generated using the Unified Reporting System on October 25, 2022 16:40 PM version.FAR2.1.1 ; Status : SUBMITTED

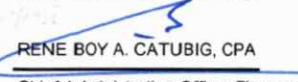
Certified Correct:


 MARIA JONAMIE T. LIMATOC, CPA
 Acting University Budget Officer
 Date: 2022-10-25 16:38:07


Certified Correct:


 MAURICE ANAVER B. DORDADO, CPA
 University Chief Accountant
 Date: 2022-10-25 16:38:07

Recommending Approval By:


 RENE BOY A. CATUBIG, CPA
 Chief Administrative Officer-Finance
 Date: 2022-10-25 16:38:31

Approved By:


 JOEL P. JIMSON, PH.D.
 University President
 Date: 2022-10-25 16:39:58